





F2 Autumn 1 Newsletter

Welcome to F2!

We hope you had a lovely Summer holiday. We are really looking forward to an exciting new year and getting to know you and your child.

This half term our themes are 'What makes me special?' and 'Let's Celebrate' and in this newsletter you can find out what your child will be learning in school and how you can support them at home.

The core books we are learning about this half term are:



Here are links to listen to stories:

- Owl babies- <https://www.youtube.com/watch?v=TPQRiSTYFHo>
 Elmer- <https://www.youtube.com/watch?v=TUepS9yGANQ>
 The Gruffalo- https://www.youtube.com/watch?v=X_EM-iZNguo
 Kipper's Birthday- <https://www.youtube.com/watch?v=scB-iz1gCSI>
 Cake- <https://www.youtube.com/watch?v=YxtnFWyH0Sw>
 After the Storm- https://www.youtube.com/watch?v=OfpJ5_k2kZk
 The Leaf Thief- <https://www.youtube.com/watch?v=ZJSGrf6A8Zc>

Events happening this half term

- F2 Phonics and Reading Information Session for parents- 18th September at 2.30pm
- McMillan Coffee Morning for parents- 23rd September
- F2 Autumn Walk to Clifton Park-17th October (Children will be walking to the park during school time with staff from school, parents do not need to attend unless specifically requested by your child's teacher)

More information about these events will be provided closer to the time.

Home Learning

Help your child to practice these things at home this half term to help them with their learning:

- Practice holding books correctly and turning pages one at a time and with care.
- Read their phonics book regularly and record this in their reading record.
- Read stories to your child for enjoyment and develop their love of reading or help your child to listen to stories on the links above.
- Practice reading and recognising their name (please don't practice writing their name until we have taught handwriting at school)
- Practice putting on and zipping up your own coat.



For support and advice of how you can support your child to develop the communication and language skills at home, visit <https://tinytalkers.co.uk/parents-carers/getting-started/> or search for 'Tiny Talkers Rotherham' on Facebook for lots of hints and tips.

What are we learning at School this half term in F2?

Communication & Language	Personal, Social and Emotional	Physical Development	
<p>Children are taught to: Attend to adult's choice of activity Listen to stories and discussions with increasing attention and recall. Say 'Good morning' or 'Good afternoon' Say 'yes please' and 'no thank you' when asked if you want something Say please and thank you when asking for something or when given something Take turns with other children Start to understand concepts e.g. big/little and on/under Learn to understand new words and wider range of vocabulary Understand instructions with 3 key words e.g. "make dolly jump on the chair" Understand who, what and where questions. Start a conversation with an adult or friend and continue it for many turns. Play with and talk to other children.</p>	<p>Children are taught to: Understand how it feels to belong and that we are similar and different Start to recognise and manage their feelings Enjoy working with others to make school a good place to be Understand why it is good to be kind and use gentle hands Understand children's rights and know that this means that we should all be allowed to learn and play Know what responsible means Further develop the skills they need to manage the school day successfully- mealtimes Further develop the skills they need to manage the school day successfully- personal hygiene Be increasingly independent as they get dressed and undressed- put coat on. Be increasingly independent in meeting their own care needs- using the toilet, washing and drying their hands thoroughly. Know about the pants rule</p>	<p>Children are taught to: Start taking part in some group activities in teams. Develop confidence, competence, precision and accuracy when engaging in activities that involve a ball. Develop the overall body strength, co-ordination, balance and agility needed to engage successfully with future physical education sessions and other physical disciplines Further develop and refine a range of ball skills including: throwing, catching, kicking, passing, batting, and aiming. Continue to develop their balancing, riding (scooters, trikes and bikes) Collaborate with others to manage large items, such as moving a long plank safely, carrying large hollow blocks. Use their core muscle strength to achieve a good posture when sitting at a table or sitting on the floor Show a preference for a dominant hand. Use one-handed tools and equipment, for example, making snips in paper with scissors. Start to eat independently and learning how to use a knife and fork.</p>	
Literacy	Maths	Understanding the World	Expressive Art and Design
<p>Develop their phonological awareness so that they can recognise words with the same initial sounds Recognise the picture side of the set 1 single letter speed sound cards and say the word Read single letter graphemes Orally blend the sounds in words Name different parts of a book- title, front page, pages, contents page and blurb Understand that in England we read text from left to right. Comments on key events in the story Engage in conversations about stories; learning new vocabulary Identify whether letters are tall, short or tail letters Name the four lines on the handwriting lines Form the first 16 single letter lowercase letters correctly- m, a, s, d, t, i, n, p, g, o, c, k, u, b, f, e Hear, say and write the initial sound in words</p>	<p>Match objects that are the same Sort objects by their properties Compare the size of objects Compare the mass of objects Compare the capacity of objects Subitise amounts up to 4 Recite numbers up to 5 Count up to 5 objects accurately Understand the composition 2, 3 and 4 Compare amounts of up to 5 using the language 'more than' and 'fewer than'.</p>	<p>Children are taught to: <u>History links:</u> Able to say who they are and who they live with Can talk about members of immediate family in detail Can discuss similarities and differences between people in their family Sequence family members, by age, explaining who they are (baby, toddler, child, teenager, adult, elderly) Explain key differences between family members/ ages and say what they can/can't do Talks about things that they did in the past that were important to them in more detail when looking at photos- birthdays Can sort objects/images into past and present and compare similarities and differences- toys in the past and present <u>Geography links:</u> Can name different types of homes- terraced house, detached house, semi-detached house, bungalow, flat, cottage Can explain features of different homes Can identify similarities and differences between homes in our country Talk about local environments (their road, Eastwood, Clifton Park, Parkgate) Knows that we live in Rotherham which is in England <u>Science links:</u> Can name parts of their body- head, arms, legs, back, neck, elbows, shoulders, knees, feet, hands, eyes, ears, mouth, nose. Understand and name different weather Understands that different seasons have different weather- autumn Know that there are four seasons in a year and name them- autumn Begin to be able to talk about some of the changes in each seasons- autumn Children will recognise and name some common animals and insects in the UK: Pets: dog, cat, fish, hamster, rabbit, guinea pig, horse Woodland- hedgehog, squirrel, rabbit, fox, badger. <u>Computing links:</u> Children can switch an ipad on and off Children can take photos on the camera on an ipad</p>	<p>Artist: Pablo Picasso Drawing and Painting <u>End point:</u> Self-portrait Children are taught to: Draws a portrait with more detail eg ears, hair, glasses Dips paint brush in the water and then onto the water colour block Use thick brushes Draws circles and squares Draws bodies with more detail eg arms, trunk, legs, fingers Collage <u>End point:</u> Hedgehog collage Children are taught to: Use glue spreaders and pva glue Adds other materials to develop models (tissue paper, glitter...) Sculpture <u>End point:</u> Plastercine Diva lamps Children are taught to: Manipulates malleable materials (rolls, cuts, squashes, pinches, twists...)</p>