

YEAR 2 WELCOME MEETING



TEACHING TEAM Y2

- Miss Paisley– Class Teacher
- Mr Hattersley– Class Teacher
- Miss Hussain- Apprentice TA
- Miss Tahar- Apprentice TA



THE SCHOOL DAY

Children will be allowed into the playground from 8.35 am and then into classrooms from 8.40am.

There will be a range of morning activities available to support and further your child's learning as well as consolidating learning from the previous day.

KSI

start time 8.40 am

finish time 3.15



POLICIES

- Uniform:
- *Our uniform comprises of a blue sweatshirt or cardigan, a white polo shirt and either black or grey trousers or a skirt or pinafore dress. For safety reasons we ask that children wear sensible shoes, not flip flops, crocs or shoes with a high heel. Please ensure that all items of clothing, including coats and shoes, are clearly labelled with your child's name.*
- *For PE activities we ask that children wear black shorts, a white t-shirt and plimsolls or trainers. For outdoor PE in colder weather, a black tracksuit bottoms and a black sweatshirt are required. No hoods are allowed on their PE kits for safety reasons.*
- **PE kit must be brought to school in a bag and put on their peg. The children will change in to their PE kit.**
- Behaviour – Golden Rules and restorative conversations
- Medicines in school – please see the office
- Attendance – target for the year is 96%



READING



- We pride ourselves on promoting a love of reading at East Dene.
- Shared read takes place at least 4 times a week.
- All children to take their reading books and diary every day to read at home. Reading books will be changed every Friday.
- We encourage our children to read at least 4 times at home and rewards are given in class for those who achieve this.



DREAM READS

- Dream reads- Dream Reads are high quality story books to promote a love of reading which children will take home (alongside a RWI phonics decodable books in F2,Y1 and Y2).
- Each year group has a range of different books.
- The dream read book is a book to be read to your child.



TIMETABLE

	8:45 – 9:00	9:00 – 9:45am	9:45 – 10:45am	10:45am – 11:00am	11:00- 11:45am	11:45am – 12:30pm	12:30 – 1:00pm		1:00 – 2:00pm	2:00pm – 2:15pm	2:15pm – 3:00pm		3:00pm – 3:15pm
Monday	Registration/ Morning Task	RWI	Curious Quests English	Break	Maths	Dinner	Maths	Mastering Number	Geography/ History	Break	Shared Read	Assembly	Shared Read / Home time
Tuesday	Registration/ Morning Task	RWI	Curious Quests English		Maths		PE Narwhals – 12:30 – 1:10 Turtles 1:10 – 1:50				Music		Shared Read / Home time
							RE Turtles – 12:30 – 1:10 Narwhals – 1:10 – 1:50						
Wednesday	Registration/ Morning Task	RWI	Curious Quests English		Maths		Maths	Mastering Number	Art/DT		Spelling Singing Assembly		Shared Read / Home time
Thursday	Registration/ Morning Task	RWI	Curious Quests English		Maths		Maths	Mastering Number	Science		Computing/PSHE		Shared Read / Home time
Friday	Registration/ Morning Task	RWI	Curious Quests English		Maths		Assembly		Computing/PSHE		Careers Club		Shared Read / Home time

WIDER CURRICULUM - TOPICS

Geography

The local area, Weather in the UK, Comparison study of Rotherham to Nigeria

History

The Great Fire of London, Mary Seacole and Florence Nightingale, Significant People (Civil Rights)

RE

Christian Rites of Passage, Introduction to Islam, What Do Muslims Celebrate?, Easter Celebrations, Special Places

Computing

Internet Safety, Coding, Parts of a Computer, Data Handling, Word Processing

PSHE

Being Me In My World, Celebrating Difference, Dreams and Goals, Healthy Me, Relationships, Changing Me



HOMework AND CLUBS

Reading 4x a week and recorded in diary.

Numbots at least 20 minutes per week.


Username:


First three letters of first name and first three letters of surname


Password- I I I

Example only

Kyle Lo.
4M









E-SAFETY TIPS

The Legends' Code



- 1. Think before you share

Your child learned about how quickly things can be shared online and why it's important to only share things they'd be happy for everyone to see.

- 2. Protect your stuff

Your child learned what tools are available to keep their stuff safe online – passwords, privacy settings and more – and why they are so important.

- 3. Check it's for real

Your child learned that not everything you see online is true and heard some tips for spotting online scams. We told your child that if they're not sure about something, they should always check with you.

- 4. Respect each other

Your child heard about how important it is to treat other people the way they want to be treated online. They learned how to report bad behaviour and abuse.

More information, in other languages can be found at:

<http://www.childnet.com/resources/supporting-young-people-online>



STAY IN TOUCH – ARBOR

- [ARBOR APP or Website](#)–
- [School Office](#) -
- [School twitter account](#) – give us a follow for updates and information. @eastdene_
- [School website](#)
- Find any relevant letters or information regarding the school.

